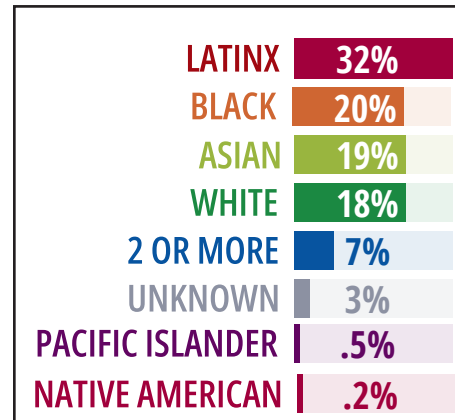


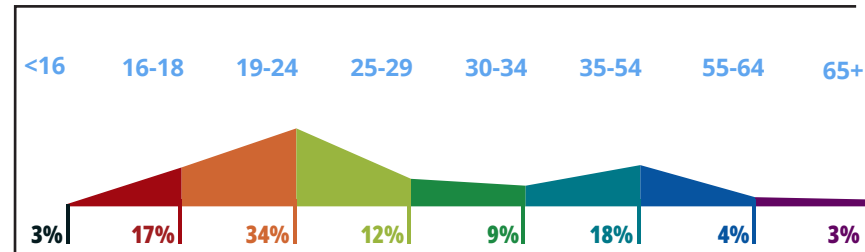
2024-2025 Quick Facts

The Following District-wide Statistics Reflect Fall 2025 Demographics

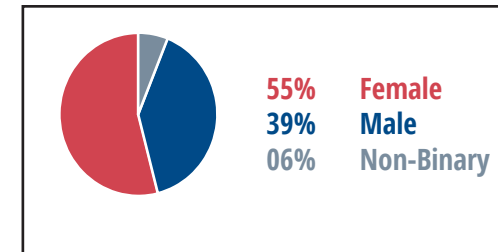
ETHNIC BACKGROUND



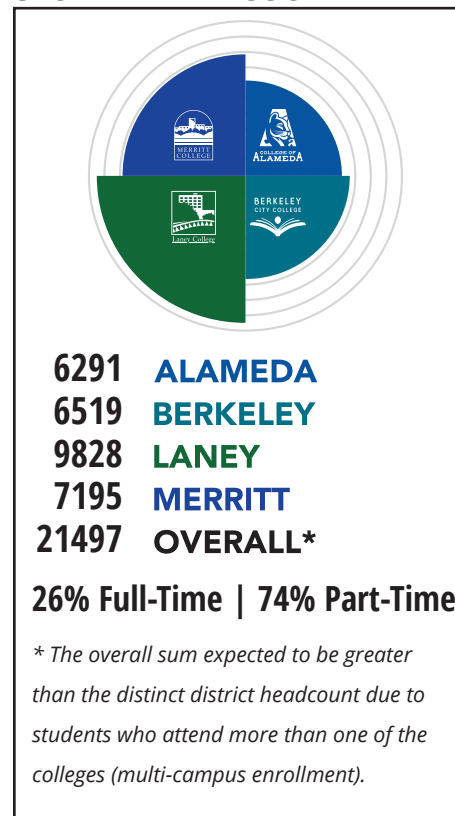
AGE GROUPS



GENDER



STUDENT HEADCOUNT



DISTINCT COUNTS

Full-Time Equivalent Student (FTES)	14255
Number of Credit Sections	5805
Number of Non-Credit Sections	356
Transfer to UC or CSU	1093
Student to Counselor Ratio	480:1

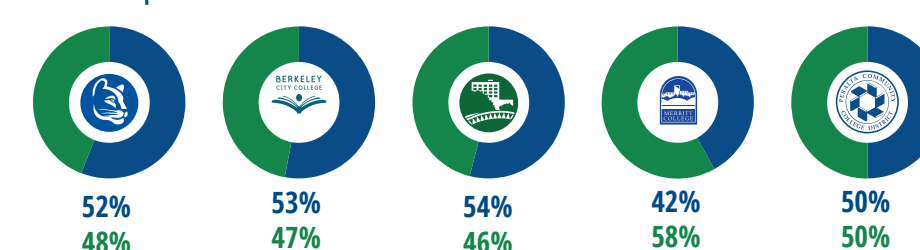
Students Attending Multiple PCCD Colleges in the Same Term	
At Least 2 PCCD Colleges	43%
More than two PCCD Colleges	17%

DEGREES AWARDED ACADEMIC YEAR 24-25

AWARD TYPE	COA	BCC	LANEY	MERRITT	TOTAL
ASSOCIATES (AA, AS, AA-T, AS-T)	302	430	626	444	1802
CERTIFICATE (CA, CP, CC, ETC)	281	382	533	618	1814
NON-CREDIT CERTIFICATE (NC)	0	133	15	52	200
	583	812	1159	1062	3616

Degrees and Credit Certificate Distribution.

Associates | Certificates



Non-Credit Awards per College

