



# Peralta District Student Climate Survey

Top line results

Dr. Francisco Herrera  
Associate Vice Chancellor, Institutional Research



# PCCD 2022-2023 Student Climate Survey

The Institutional Research Team at Peralta Community College District developed a 15-20 minute Student Climate Survey to help gather feedback from students attending College of Alameda, Berkeley City College, Laney College, and Merritt College

- Data collection period 12/1/2022 – 2/9/2023 (13 reminder emails)
- Online survey (physical copies of the survey were available at each campus' Welcome Center)

## Topics

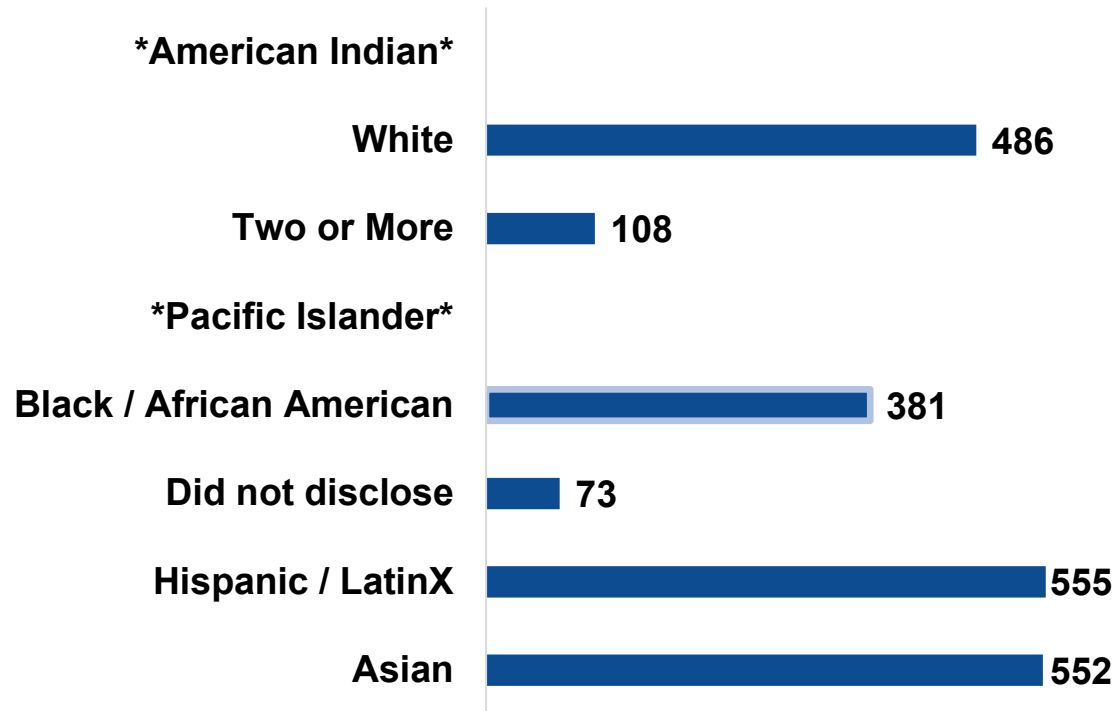
- **Courses and instruction**
- **Student services**
- **Study resources**
- **Enrollment at multiple colleges**



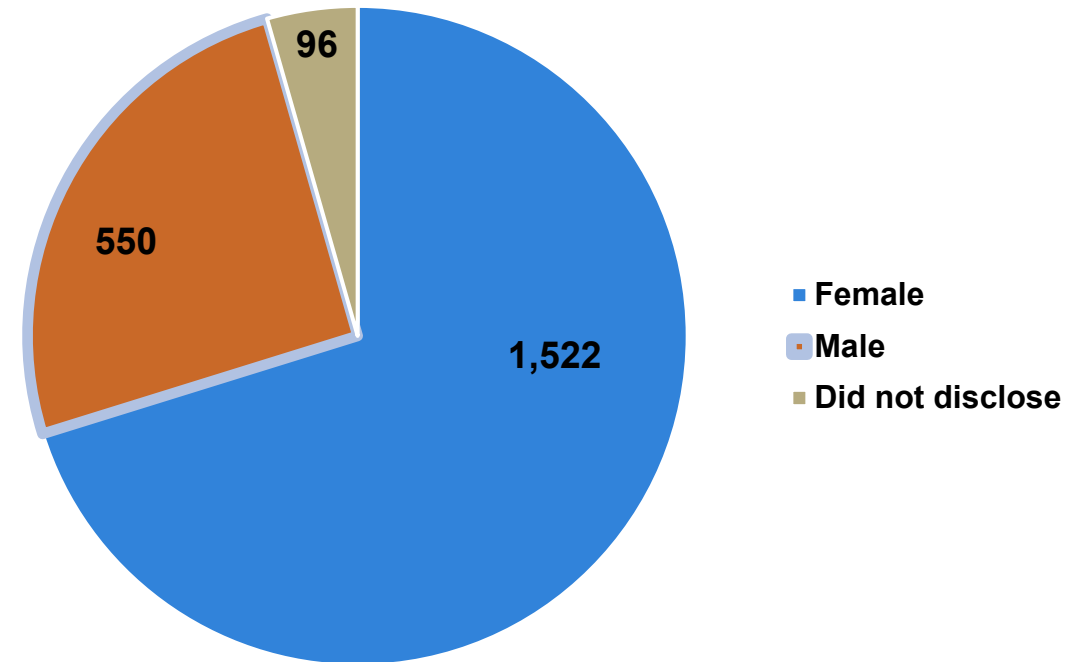
# PCCD 2022-2023 Student Climate Survey

Total participants: 2,168 (9.28% of all Fall 2022 PCCD students)

## Race/Ethnicity Breakdown



## Gender Breakdown

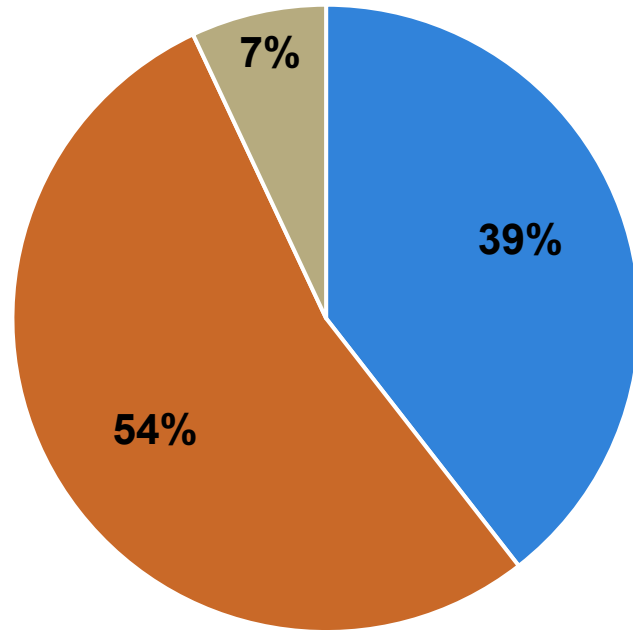


\* subgroup\* missing data are masked (<10 headcount) due to FERPA masking guidelines



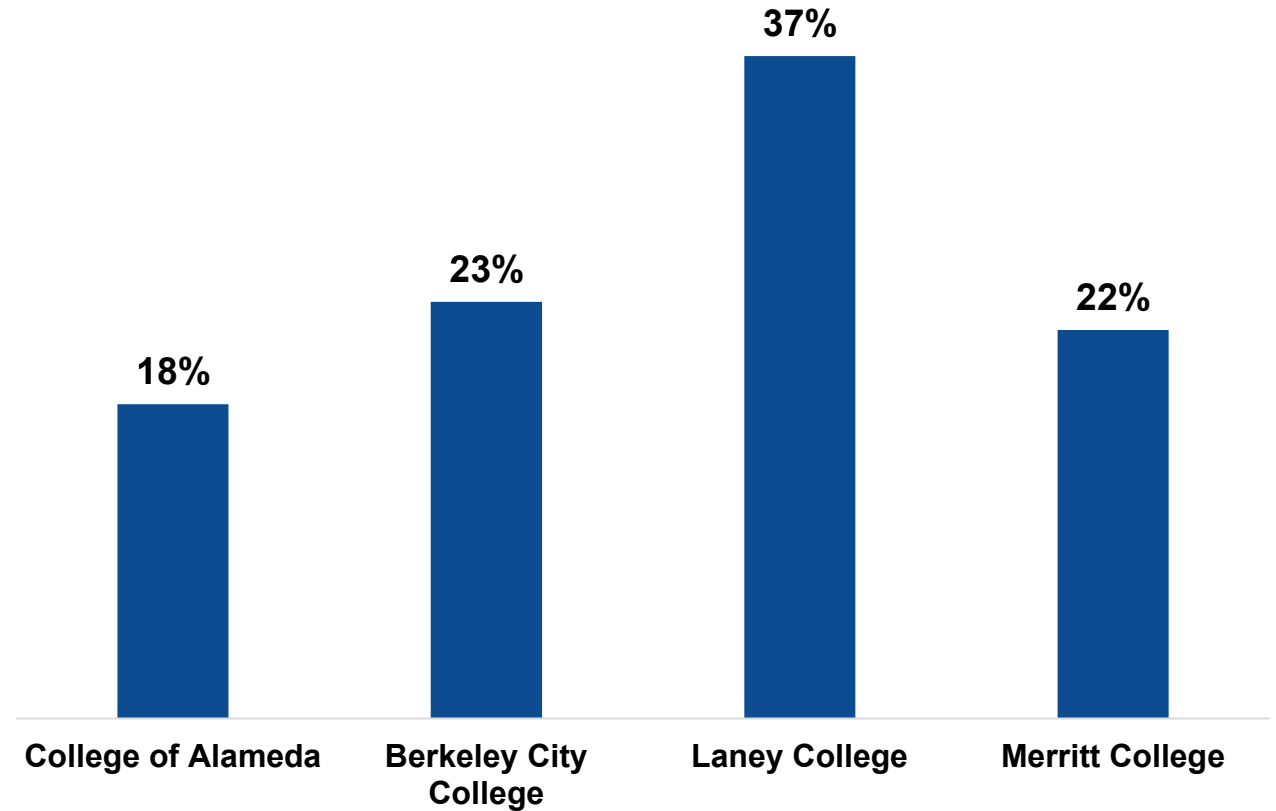
# PCCD 2022-2023 Student Climate Survey

**Student Enrollment Status**



■ Full-time ■ Part-time ■ Other (primarily special admit)

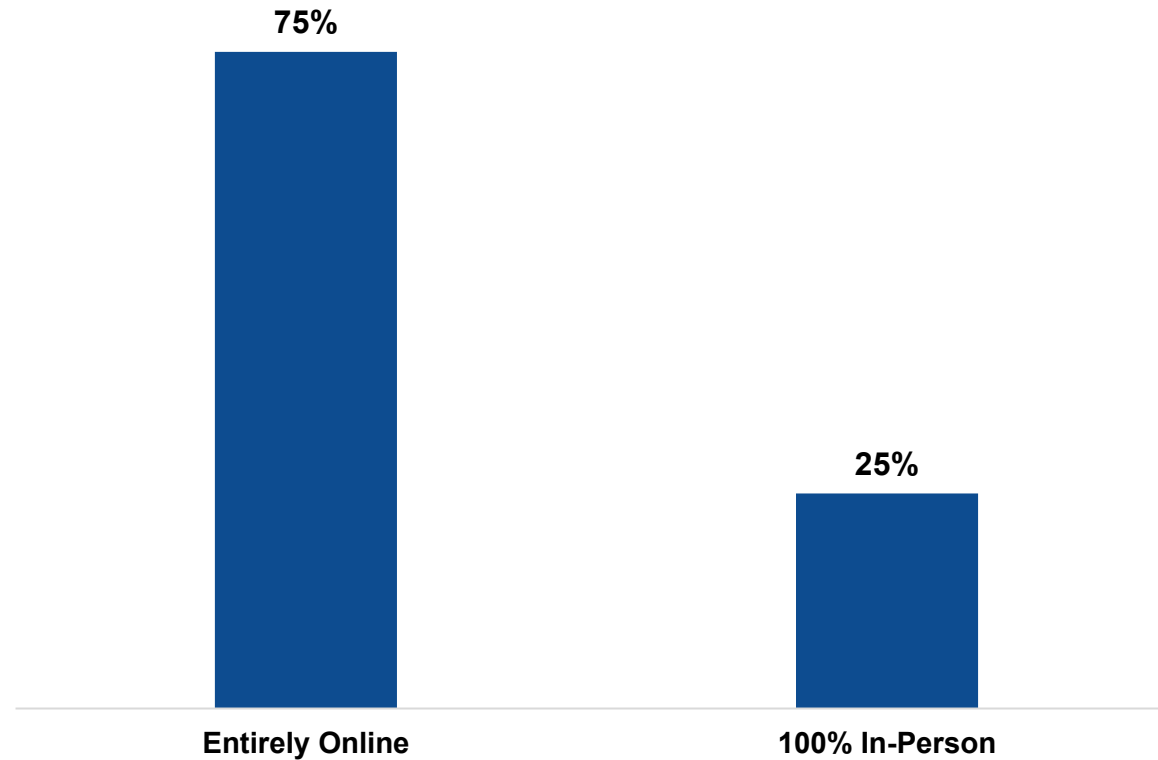
**Participants and Their Colleges**





# PCCD 2022-2023 Student Climate Survey

## Respondents' Fall 2022 Enrollment by Modes of Instruction

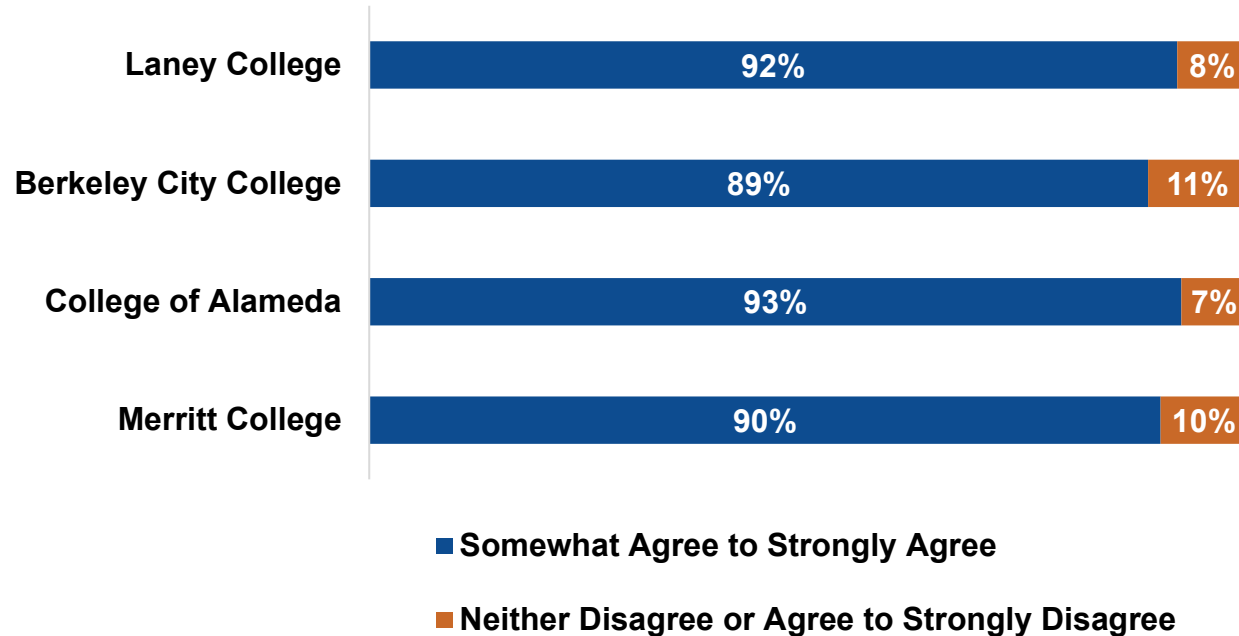




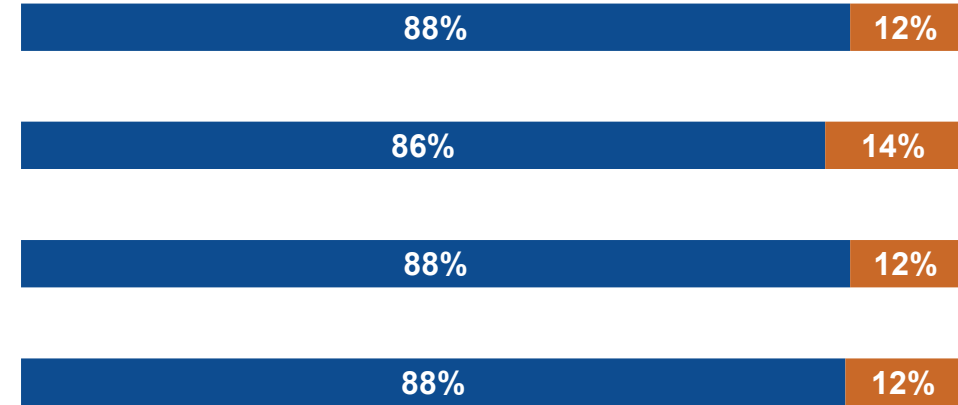
# Summary of Findings Courses and Instruction

## Across all PCCD Colleges

Most respondents know which courses they need to complete to reach their educational goals



The large majority of respondents were able to enroll in courses they wanted to reach their educational goals





# Summary of Findings (Courses and Instruction continued)

**Similar trends were found across all PCCD colleges**

**Most respondents (80% +)**

- ✓ **Felt the atmosphere at their college(s) to be warm and inviting**
- ✓ **Understood how they were graded in classes**
- ✓ **Felt students were treated fairly**
- ✓ **Know the types of skills/knowledge they can expect to master after completing the courses or programs**
- ✓ **Believe the courses or programs are preparing them well for future education or employment**
- ✓ **Are likely to recommend the college to a friend or family**



# Summary of Findings (Student Services (SS))

**Similar trends were found across all PCCD colleges**

**Most respondents...**

- ✓ Felt campus libraries have adequate selection of books, periodicals, and other resource materials for their needs (80% +)
- ✓ SS that respondents think more students should take advantage of
  1. Academic Counseling
  2. Mental Health/Student Health Center
  3. Financial Aid
  4. Tutoring
  5. Food Bank

Additional mentions filled in by respondents

1. EOPS   2. UMOJA   3. Job Placement   4. AC Transit Passes





# Summary of Findings (Student Services Cont.)

**Across all colleges, most used SS were (in ranked order):**

**1. Admissions and Records**

**2. Academic Counseling**

**3. Financial Aid**

**4. Student Accessibility Services**

**5. BCC and MC more respondents used Tutoring Services than Food Pantry**

**COA and LC more respondents used Food Pantry than Tutoring Services**

**...less commonly used SS were:**

**6. Mental Health Counseling**

**7. Student Business Office**

**8. Student Health Center**



# Summary of Findings (Student Services Cont.)

Most respondents know whether they qualify for financial aid

**87%** Merritt College

**92%** College of Alameda

**88%** Berkeley City College

**91%** Laney College

Same percentage of respondents know how to apply for financial aid

**87%** Merritt College

**92%** College of Alameda

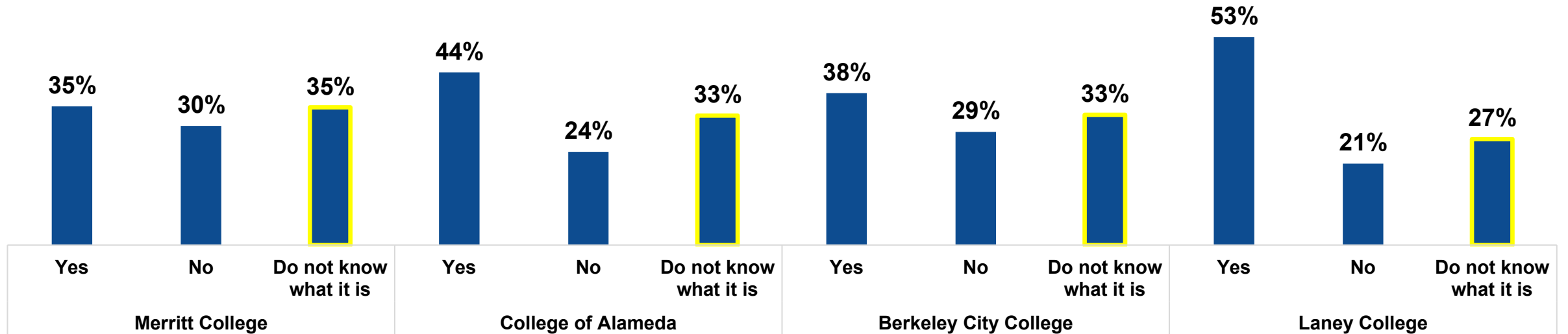
**88%** Berkeley City College

**92%** Laney College



# Summary of Findings (Student Services Cont.)

**Across every college, about 30% of all participants do not know what Food Pantry is**





# Summary of Findings (Student Services Cont.)

**Applying to PCCD Colleges have been easy to navigate.**

**(92% of the respondents agreed)**

**Class registration has been very easy to navigate.**

**(87% or more respondents agreed across all colleges)**

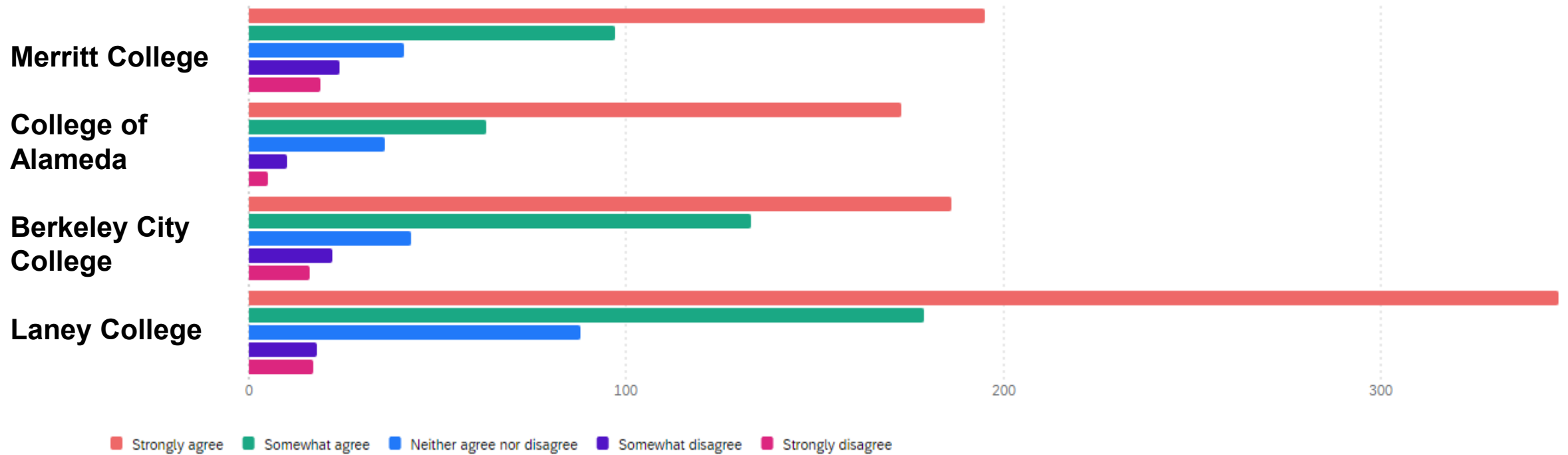
**Admissions staff have been very helpful in addressing questions.**

**(92% - 97% of the respondents agreed)**



# Summary of Findings (Student Services Cont.)

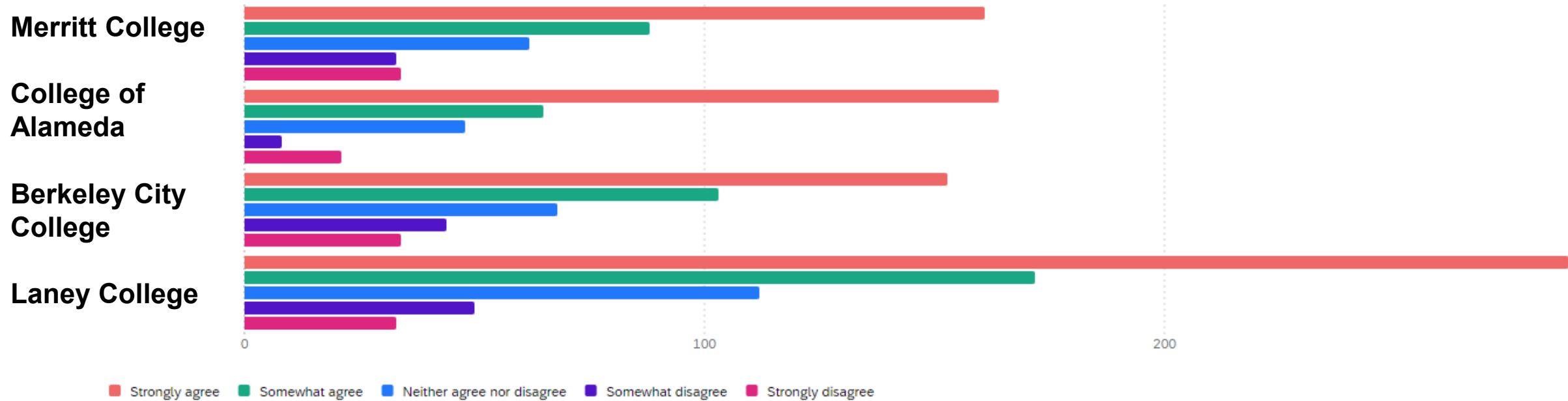
**Colleges have been helpful in helping students understand clear pathways for completing a degree, certificate, or transfer**





# Summary of Findings (Student Services Cont.)

**The college informs me about my academic progress.**

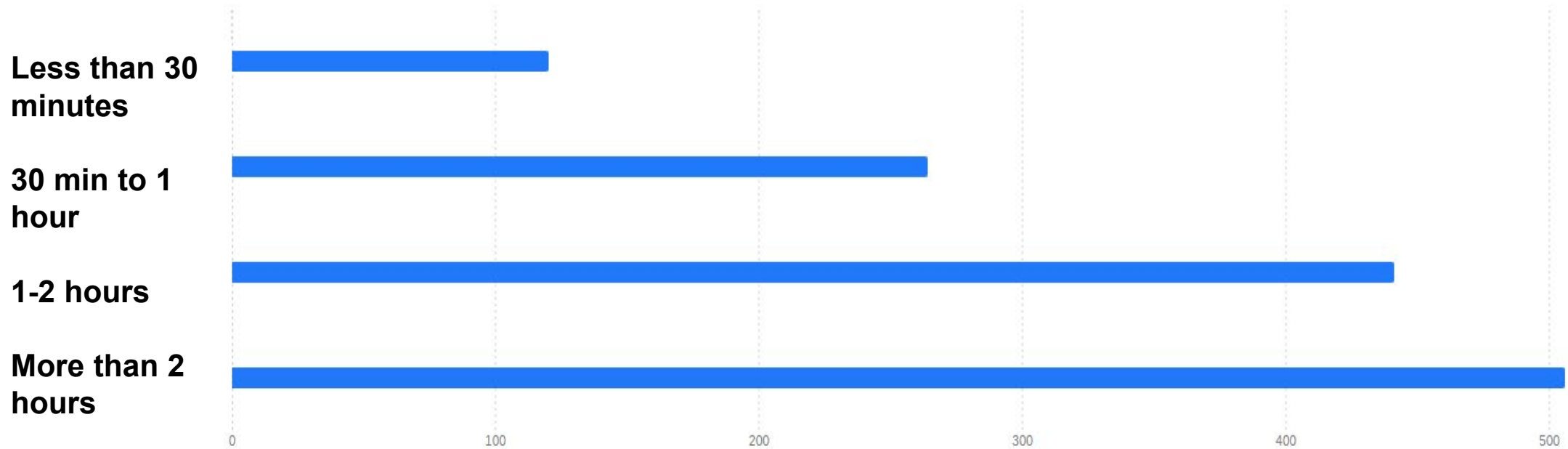


**How can colleges better inform students about their academic progress?**



# Summary of Findings (Student Resources)

**Most respondents reported studying more than 1 hour outside of class everyday**



**Top 5 places where respondents tend to study outside of the classroom:**

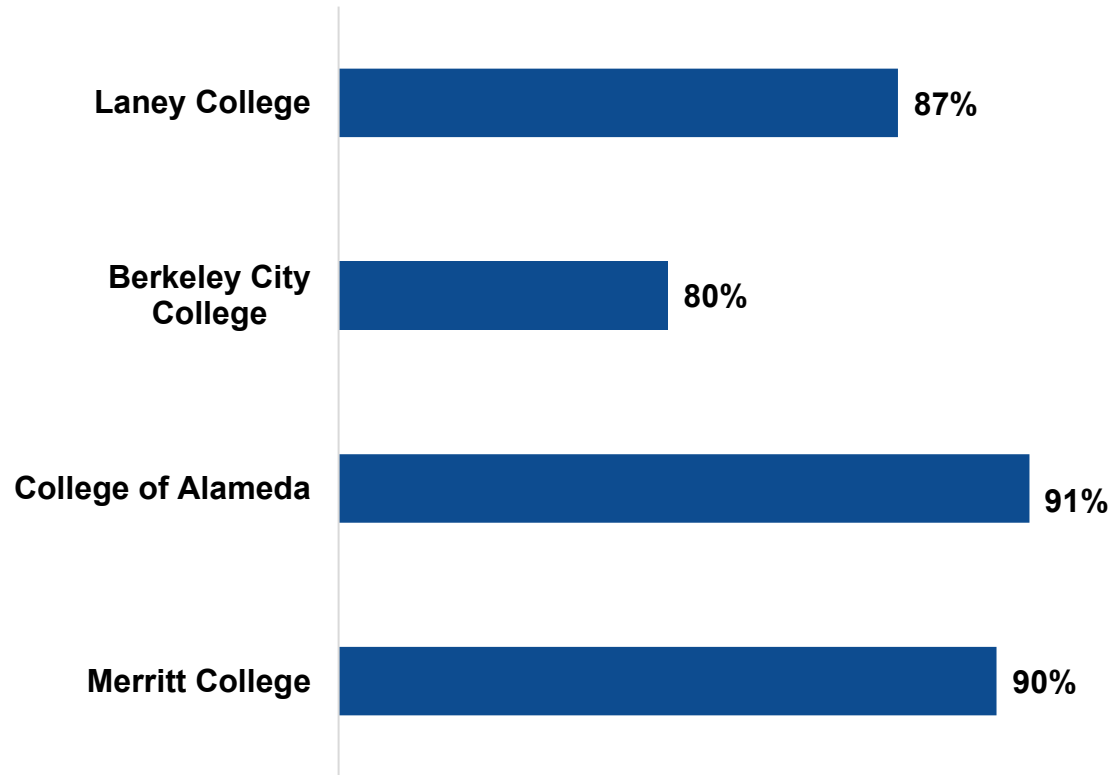
**Home (57%) campus library (11%) coffee shop (11%) city library (9%) on campus but not at the library (7%)**

**Note: 50 out of 100 students who entered some “other” place mentioned studying at work (lunch breaks, while working if they could)**



# Summary of Findings (Student Resources Cont.)

**Percent of respondents from each college that think there are adequate study space on campus**



**Top seven resources that respondents indicated that could help them focus more on their studies (listed in order of most needed to less needed)**

1. Safe and spacious indoor space on campus (458 responses)
2. Safe outdoor study space on campus (445 responses)
3. Provide more food options on campus (e.g., free healthy and premade food) (413 responses)
4. Transportation from campus to city library (290 responses)
5. Child-care (199 responses)
6. Additional technology (140 responses)
7. Extend campus library (177 responses) and computer lab hours (116 responses)





# Summary of Findings (Student Resources Cont.)

**Top seven resources that respondents indicated that could help them focus more on their studies (listed in order of most needed to less needed)**

- 1. Safe and spacious indoor space on campus**
- 2. Safe outdoor study space on campus**
3. Provide more food options on campus (e.g., free healthy and premade food)
4. Transportation from campus to city library
5. Child-care
6. Additional technology
7. Extend campus library and computer lab hours

“More quiet spaces to study- like libraries that enforce quiet [spaces]. More meeting rooms with whiteboards so there are more available spaces to meet for group assignments”

“More individual desk space that is in a quiet environment”

“More green spaces/shade, pretty much everywhere...[feels] harsh/uninviting with concrete and lack of seating areas”

“More landscaping and shady comfortable sitting areas to promote a “college quad” type of environment...include power outlets and Wi-Fi.”



# Summary of Findings (Student Resources Cont.)

## Top seven resources that respondents indicated that could help them focus more on their studies (listed in order of most needed to less needed)

1. Safe and spacious indoor space on campus
2. Safe outdoor study space on campus
3. **Provide more food options on campus (free healthy and premade food)**
4. Transportation from campus to city library
5. Child-care
6. Additional technology
7. Extend campus library and computer lab hours

“The vending machine doesn’t do much for us. We should have a food bar and be able to buy food that isn’t vending machine snacks.”

“Easier to get food on campus compared to having to stop somewhere and possibly [be] late...vending machine had expired snacks in it once...”

“Should have a place like a cafeteria (extended hours) /snack/drink shop/food truck to make it convenient for the students to buy their lunch/snacks/light meal.”

“I take evening classes 5pm-10pm and the campus cafeteria is closed so sometimes I don’t get to eat.”



# Summary of Findings (Student Resources Cont.)

**Top seven resources that respondents indicated that could help them focus more on their studies (listed in order of most needed to less needed)**

1. Safe and spacious indoor space on campus
2. Safe outdoor study space on campus
3. Provide more food options on campus (free healthy and premade food)
4. Transportation from campus to city library
5. Child-care
- 6. Additional technology**
7. Extend campus library and computer lab hours

## **Strong Wi-Fi**

“Hot spot checkouts”

“[Portable] Wi-Fi on campus and additional charging docks near where students hangout”

“Easy access Wi-Fi”

## **Laptop**

“Lend laptops”

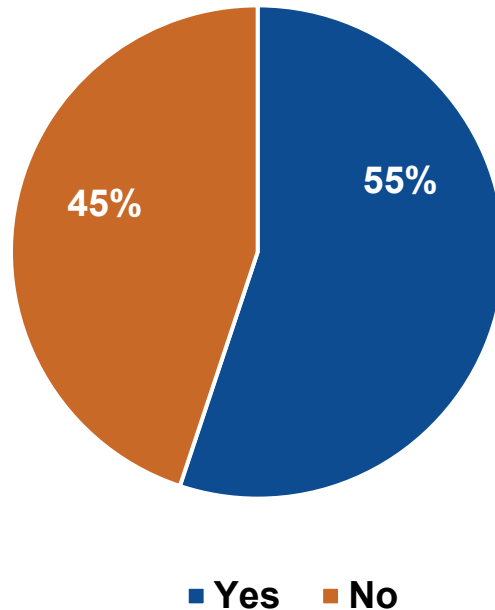
“Also [Provide] alternative to Chrome books”

“There is a lot of tech on campus; students don’t know how to use them”



# Summary of Findings (Enrollment at Multiple PCCD Colleges)

**Respondents that are currently or plan to enroll in multiple PCCD Colleges**



**Top five reasons why they enrolled in more than one PCCD college**

1. The available time for a class at a different college fit my schedule better (498 responses)
2. Course(s) not offered at one college (234 responses)
3. Location (213 responses)
4. Course was offered at one college, but I preferred the type of instruction at another college (178 responses)
5. Wanted to take a class with a specific instructor (162 responses)



# Summary of Findings (Enrollment at Multiple Colleges Outside of PCCD Colleges)

**117 respondents planned to or were enrolled in a community college outside of PCCD**

**Where respondents are mostly enrolling outside of PCCD**

- 1) Diablo Valley College**
- 2) City College of San Francisco**
- 3) Contra Costa College**
- 4) Chabot College**
- 5) CSU East Bay**



# Overall Summary and Recommendations

**On average 92% of the respondents felt good about PCCD Colleges!**

**90% - 93% of respondents from all four colleges would recommend their PCCD college to friends and/or family**

## **Take action!**

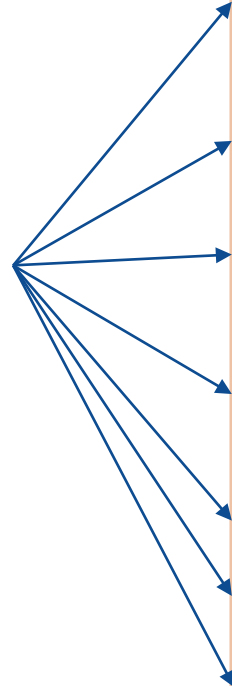
- **How can colleges better inform students about their academic progress?**
- **Colleges should share and encourage the use of on campus food pantries.**
- **Share with students that their fellow peers recommend others to also use:**
  - 1. Academic Counseling**
  - 2. Mental Health/Student Health Center**
  - 3. Financial Aid**
  - 4. Tutoring**
  - 5. Food Bank**



# Overall Summary and Recommendations

**Take action!**

**Strongly consider these student resources and create the change students need**



**Top seven resources that respondents indicated that could help them focus more on their studies (listed in order of most needed to less needed)**

- 1. Safe and spacious indoor space on campus (458 responses)**
- 2. Safe outdoor study space on campus (445 responses)**
- 3. Provide more food options on campus (e.g., free healthy and premade food) (413 responses)**
- 4. Transportation from campus to city library (290 responses)**
- 5. Child-care (199 responses)**
- 6. Additional Technology**
- 7. Extend campus library (177 responses) and computer lab hours (116 responses)**