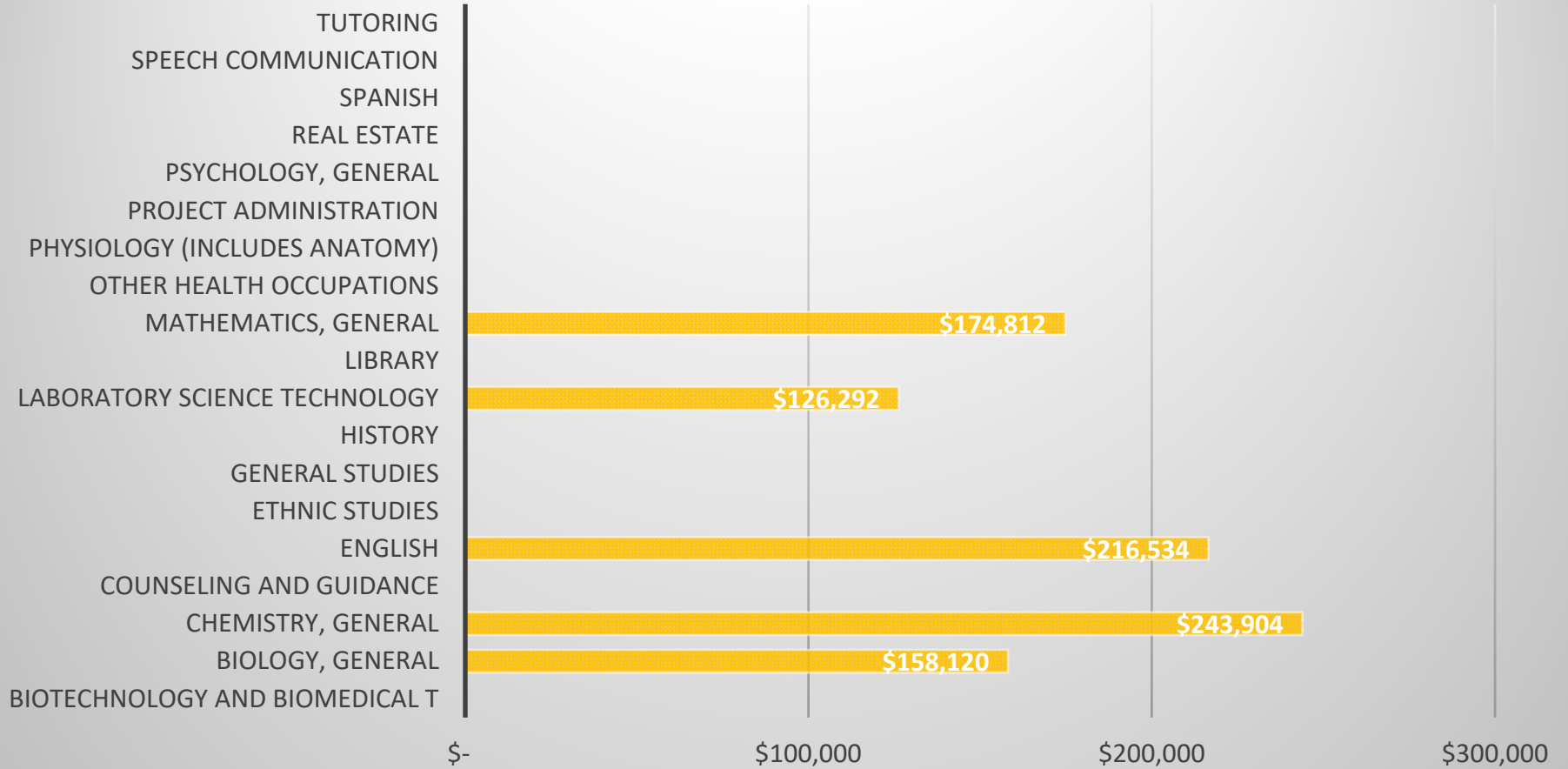


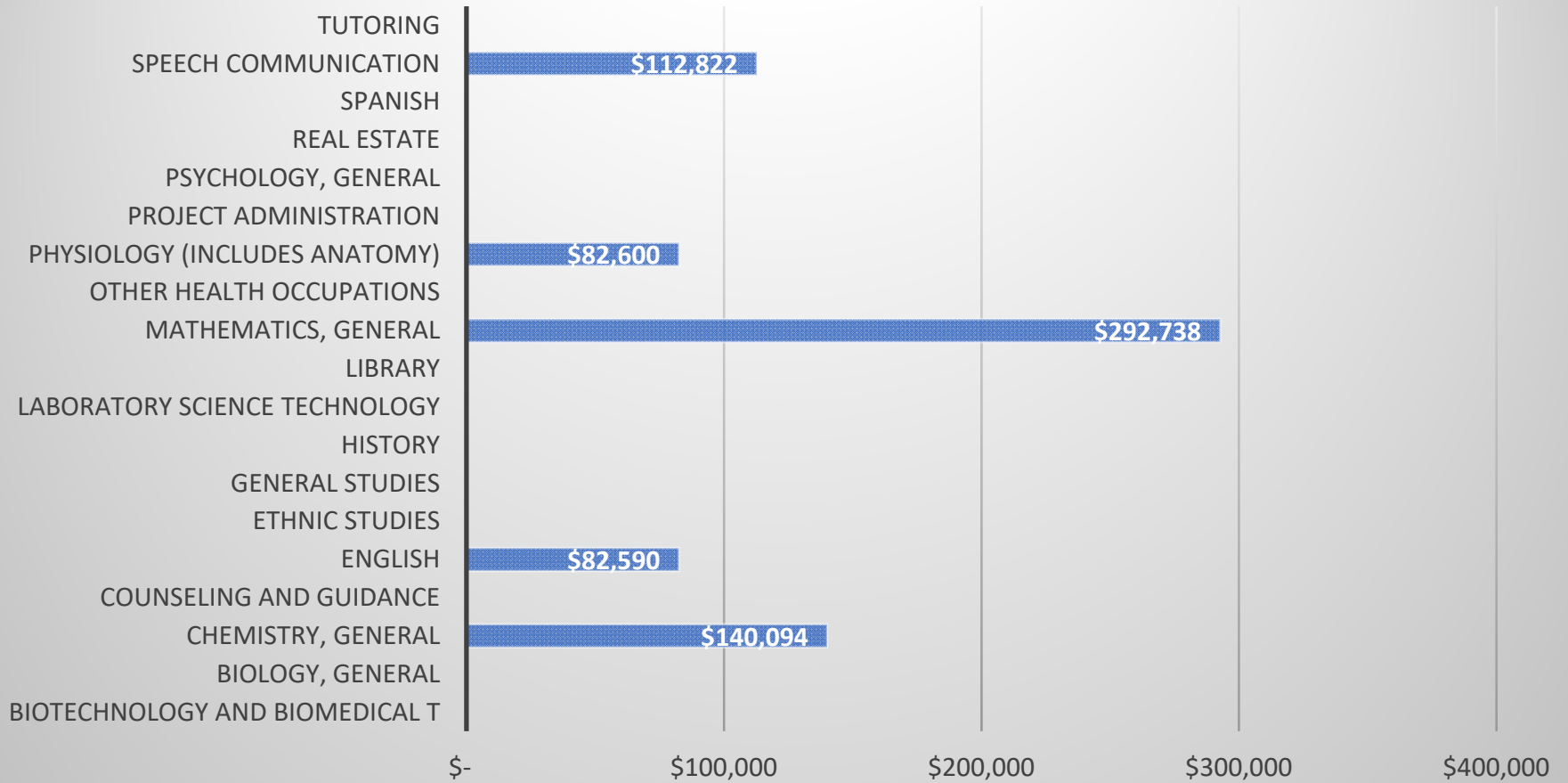
**Measure B - Parcel Tax Summary (Fund 08)**  
**2025-2026 (July 2025 to March 2026) Actuals by Location**

	2025-2026 Actuals by Location					2025-2026 Actual Expenditures	% Expenses
	District	Berkeley City College	College of Alameda	Laney College	Merritt College		
<b>Expenses</b>							
Faculty Part Time Instructional		711,291	775,907	1,500,800	1,301,346	4,289,344	
<b>Total Instructional - Faculty Salaries</b>	-	<b>711,291</b>	<b>775,907</b>	<b>1,500,800</b>	<b>1,301,346</b>	<b>4,289,344</b>	<b>67.30%</b>
Counselors		-	-	-	-	-	
Librarians		47,822	46,339	-	43,799	137,960	
Faculty Special Assignment		-	2,100	-	-	2,100	
Other Non-Teaching Assignments		-	-	-	-	-	
<b>Total Student Support Services - Faculty Salaries</b>	-	<b>47,822</b>	<b>48,439</b>	-	<b>43,799</b>	<b>140,060</b>	<b>2.20%</b>
Benefits Instructional & Student Support Services	-	179,462	237,507	384,916	379,140	1,181,025	18.53%
<b>Total Instructional &amp; Non-Instructional - Faculty Salaries &amp; Benefits</b>	-	<b>938,575</b>	<b>1,061,853</b>	<b>1,885,717</b>	<b>1,724,285</b>	<b>5,610,429</b>	<b>88.02%</b>
Classified Salary		253,550	2,977	229,936	28,404	514,868	
Benefits Classified	-	159,656	585	57,792	30,509	248,542	
<b>Total Classified Staff Salaries &amp; Benefits</b>	-	<b>413,206</b>	<b>3,562</b>	<b>287,728</b>	<b>58,914</b>	<b>763,409</b>	<b>11.98%</b>
Books, Supplies, Services						-	
Equipment Capital Outlay						-	
Election Cost						-	
<b>Total Other Operating Expense</b>	-	-	-	-	-	-	<b>0.00%</b>
<b>Total Expenses as of March 31, 2026</b>	-	<b>1,351,781</b>	<b>1,065,415</b>	<b>2,173,444</b>	<b>1,783,198</b>	<b>6,373,839</b>	<b>100.00%</b>
Funding Allocation	-	1,744,000	1,464,000	2,878,400	1,913,600	8,000,000	
<b>Remaining Allocation</b>	-	<b>392,219</b>	<b>398,585</b>	<b>704,956</b>	<b>130,402</b>	<b>1,626,161</b>	<b>20.33%</b>

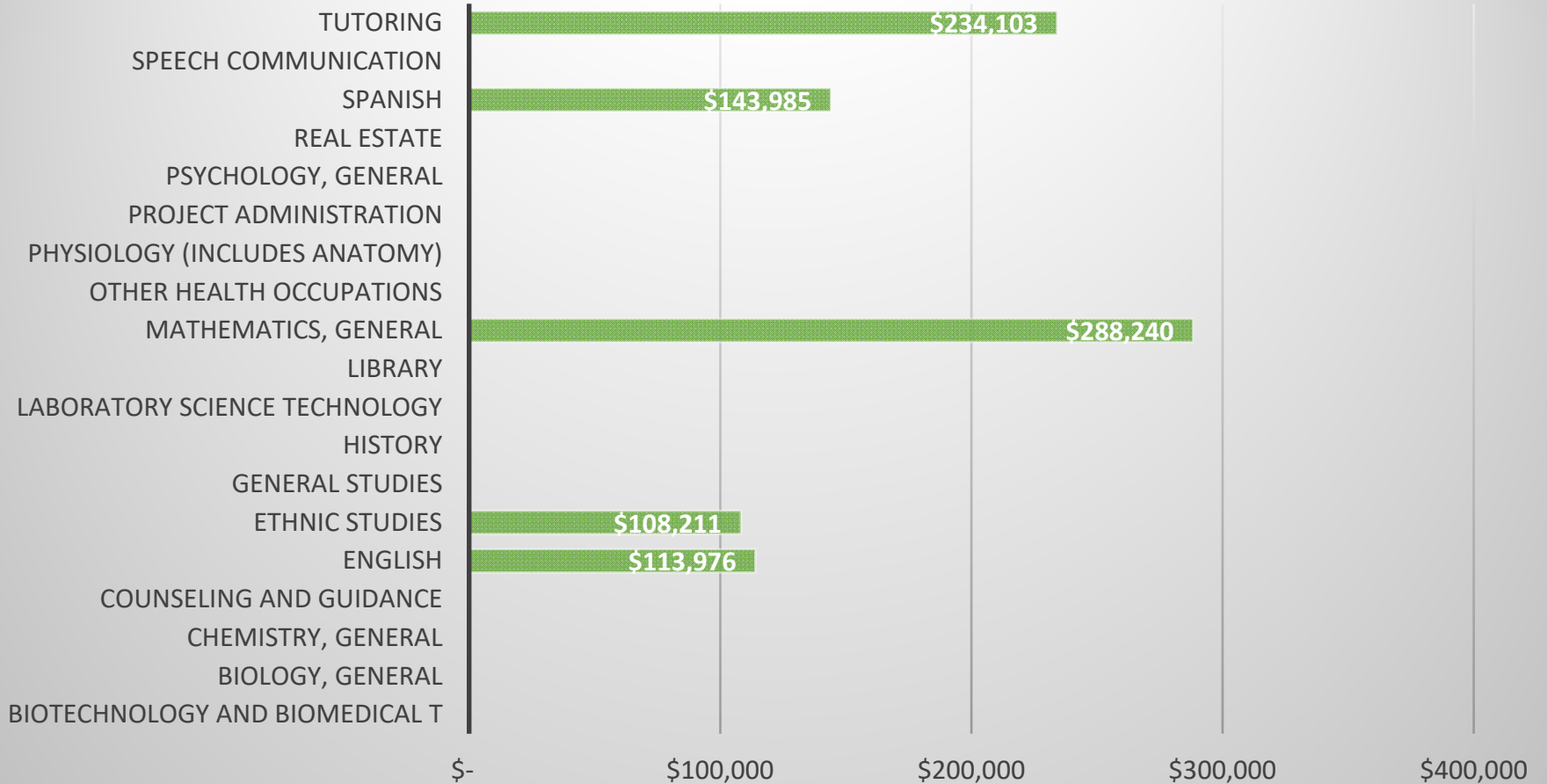
# Berkeley City College



# College of Alameda



# Laney College



# Merritt College

